

# Giochi matematici - 2 -

## TRIANGOLI MAGICI

Completa ogni triangolo inserendo lungo i lati i numeri da 1 a 6 in modo da ottenere su ciascuno la stessa somma.





Diagram illustrating three magic triangles (triangles of circles) to be completed. Each triangle has three vertices and three sides, with numbers placed in the circles. The goal is to place numbers 1 through 6 such that the sum of numbers on each side is equal.

The first triangle has the number 5 at the top vertex, 1 at the bottom-left vertex, and 3 at the bottom-right vertex. The other two triangles have 6 and 1 at the top vertices, and 4 and 2 at the bottom-right vertices. All other circles are empty.

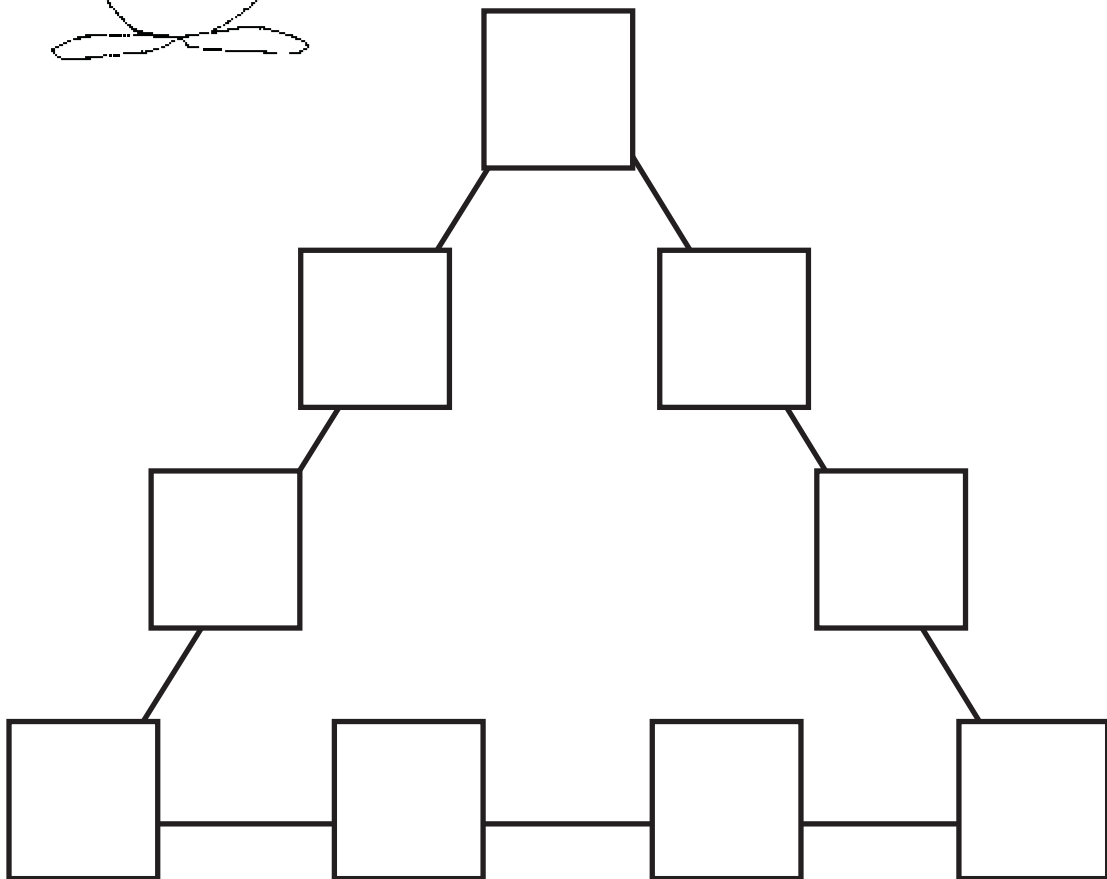
**ATTENZIONE:** non ci deve essere nessun numero doppio!

# Giochi matematici - 3 -

## TRIANGOLI MAGICI



Inserisci nei quadratini i numeri dall'1 al 9, in modo che su ogni lato la somma sia 20



**ATTENZIONE:** non ci deve essere nessun numero doppio!